


24 Vdc SPDT relay modules negative common

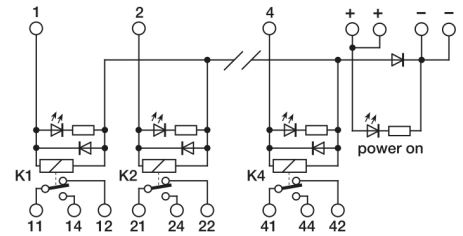
- DC control voltage
- Negative control voltage
- Status LED display
- Pluggable relay



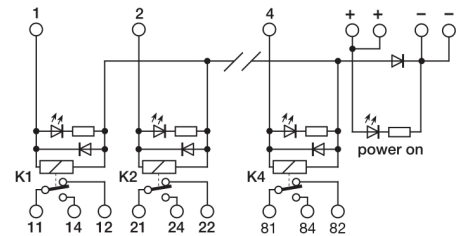
NOTES

The height dimension includes 35 mm DIN rail.
 (1) Relay model is not binding, they may be modified without prior warning. The technical data shown here is to be considered typical

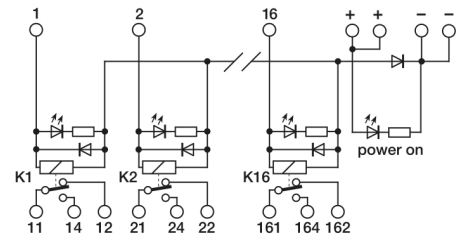
BLOCK DIAGRAM



4 relay module



8 relay module



16 relay module

VERSIONS

	Cat. No. XR041E24	Cat. No. XR081E24	Cat. No. XR161E24
4 relay module	R41E24		
8 relay module		R81E24	
16 relay module			R161E24

INPUT TECHNICAL DATA

Rated voltage	24 Vdc ± 10%
Rated current (1 channel)	22 mA ± 10%
Turn ON time	15 ms
Turn OFF time	5 ms
Protection circuit	damping and polarity protection diode

OUTPUT TECHNICAL DATA

Type and number of contacts	SPDT AgSnO ₂
Nominal load (resistive)	12 A / 250 Vac
Current breaking power	12 A
Current of the fuse max.	—

GENERAL TECHNICAL DATA

Operating temperature range	-10...+50°C
Coil/contact isolation	2.5 kVac / 60 s
Isolation between output terminals	1 kVac / 60 s (between open contact)
Protection degree	IP 20 IEC 529, EN60529
Overtoltage category / Pollution degree	III / 2
Reference Standard	IEC 664-1, DIN VDE 0110.1
Status display	green LED / yellow LED
Connection terminal	2.5 mm ² fixed screw type
Housing material	UL94V-0 plastic material
Approx. weight	188 g (6.63 oz) 342 g (12.06 oz) 657 g (23,17 oz)
Mounting information	vertical on rail adjacent without gap

MOUNTING ACCESSORIES

Mounting rail type according to IEC60715/TH35	PR/3/AC, PR/3/AC/ZB, PR/3/AS, PR/3/AS/ZB
Mounting rail type according to IEC60715/G32	PR/DIN/AC - PR/DIN/AS - PR/DIN/AL
Replacement relay (1)	Cat. No. 8904001
Screw type jumper	red white blue